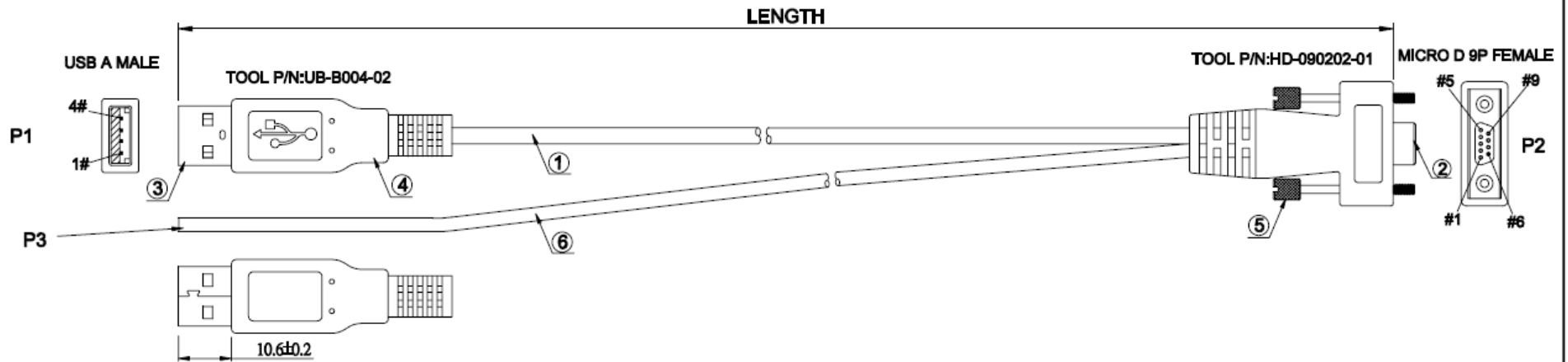


RoHS COMPLIANT

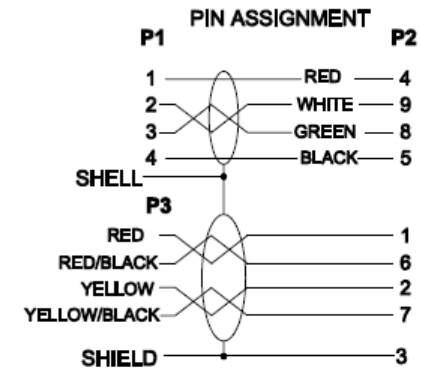
DESCRIPTION CONTROL			
REV	DESC	DATE	APP
A	FIRST EDITION	2009/02/12	



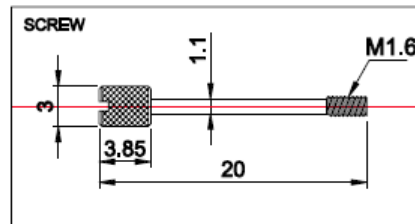
NOTES:

1. PIN ASSIGNMENT SEE TO WIRE LIST.
2. ELECTRICAL TEST CONDITION:
 - (a). 100% OPEN, SHORT & MISWIRE TEST,
 - (b). INSULATOR RESISTANCE: 20 Mohm MIN.
DC 300V 0.01sec; 0.03sec.
 - (c). CONTACT RESISTANCE: 3 ohm MAX.

PART NO.	LENGTH
CY-S-0467-03M	3000±50
CY-S-0467-05M	5000±50



ITEM	QTY	PART NUMBER	DESCRIPTION
6	1	Sa04368-1	28AWG*2PAIR+ADB, OD:3.2MM UL2725 BLACK PVC JACKET.
5	2	C0347	SCREW: M1.6 3.0*20MM, NICKEL PLATED.
4		G0001	ALL CONNECTOR OVERMOLD BLACK PVC.
3	1	A0114	USB A TYPE, MALE, GOLD PLATED 30", SOLDER TYPE.
2	1	A0550	MICRO D 9P FEMALE, SOLDER TYPE, BLACK INSULATOR. WITH M1.6 AND M3 SCREW.
1	1	E0849 H7304R	28AWG*1P+26AWG*2C-AM-SP-FPP. OD:4.5MM UL20276 BLACK PVC JACKET.



	REV.	DWG NO: CY-S-0467		
	A	CUSTOMER:		
DRAW, BY		CUSTOMER P/N: CY-S-0467-XXM		
CHECK, BY:		SCALE	UNIT	SHEET
APP, BY:		FREE	mm	1/1